



THE ROAD TO SUCCESS

School
Community
News

Number: 4

Date: 25th February 2015

Student of the Week

Students nominated for the Student of the Week award for the **23rd February 2015** were:

| | |
|-----------------------|----------------|
| Rebecca Garcia | Lenni Jones |
| Ava Marianne | Piper Harris |
| Madeleine Thomas | Samuel Sfetsas |
| Ellie Cheeseman | Nicole Curry |
| Ashley Tsan | Aiden Woolf |
| Aris Polychronopoulos | Harrison Lai |
| Peter Carlaganis | Archie Pinhorn |
| Arjun Singh Thakur | Bailey Brown |
| Alexander Batsis | Yasha Kaini |
| Lucy Warren | William Blyth |
| All of Grade 3/4B | Charley Smith |
| Tara Collins | Gabriel Rips |
| Joanne Bradshaw | Lucy Smith |
| Ashleigh Domaschenz | |

Student of the Week

Each week students of Tucker Road are eligible to be nominated for being a "Student of the Week".

These nominations are made by teaching staff for behaviour exhibited in either the classroom, school yard or at school events.

The criteria for selection are based on the school values

- Friendliness
- Enthusiasm
- Co-operation
- Respectfulness
- Responsibility

Nominated students are presented with a certificate at a school assembly and the staff member on assembly duty has the difficult task of selecting two nominees to receive a badge. All nominees are acknowledged as Students of the Week in the newsletter of the following week.

The program aims to develop self-esteem and positive attitudes amongst students of the school. Over the course of the year a large proportion of school students have their positive behaviour recognised and acknowledged.

Tucker Road, Bentleigh Primary School -
No: 4687
16 Tucker Road Bentleigh 3204
P.O. Box 1341 Moorabbin 3189
Phone: 9557 2044 Fax: 9557 2181
Web Site: <http://www.tuckerroad.vic.edu.au>
Email:
tucker.rd.bentleigh.ps@edumail.vic.gov.au

Welcome to Term 1 - week 5, 2015

Prep First Assembly:

The Preps joined us for their first 2015 TRBPS assembly and we organised a special celebration for their arrival with TRBPS balloons plus an important walk down the aisle to the music from Madagascar, "I Like To Move It, Move It." The children and teachers carefully made their way, class by class, to the prep line up positions at the front of assembly to set the balloons free! Many parents joined us and took photos with tears in their eyes. It was a really lovely community event. Thank you to the Prep teachers for your thorough preparation of the children and Mr Young for sourcing the music. We really enjoyed welcoming the 2015 preps to their first whole school assembly.

Information evening:

On Tuesday evening we had the last of our 'Information Evenings' (for the prep parents) which was well attended by parents. Thank you to the prep team for carefully planning the event, explaining their classroom programs and outlining the special events which the children will participate in throughout the year. Some wonderful advice was provided on how to best support your child at home. Thank you to the prep parents who attended, I know that you will have taken home some great tips and a good general understanding of what your child is doing at school.

Reminder: Lost property:

Lost property has been relocated to the cupboard outside the staff toilets in the breezeway. Parents will be able to access these cupboards at the beginning and end of the school day. Please enter from the entrance near the ramp to collect any articles of lost clothing. It will no longer be housed in the First Aid Office. We ask that you are mindful of keeping the cupboards neat and tidy as this area is also a walkway and we want people to be safe from possible trip hazards.



Reminder - P-2 Literary Festival is scheduled for March 17 at TRBPS – SOL centre:

Thank you to Ms Robyn Donoghue for organising this event and we look forward to meeting all of the Authors and illustrators who will be involved in the Ford Street Festival. After this event Robyn will provide us with a more in-depth article about this special day.

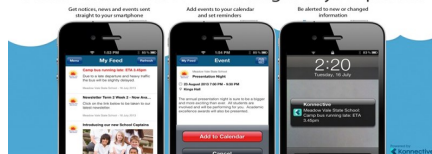
ICT News - Konnective App (push notifications) and TRBPS new Website update:

We will be launching the Konnective app next week which is as a precursor to the launch of the new TRBPS website that is almost ready!!

A vast amount of schools across Australia are using communication apps to assist with more timely and instant communication with parents. Konnective is a mobile app solution that will allow us to communicate with you, our parents, straight to your smartphone (via push notifications). We will be sending news, events, photos and more so that you can be even more connected with your children's activities and events at the school. Using the Konnective app, you can add events directly to your phone's calendar, set reminders for things you need to do and receive important alerts (similar to a text message) as soon as they are released. Via the app, we can send communication to specific class levels, so you will receive information specific to your child's class as well as general news, events and updates that will go to everyone. This will extend and enhance our existing communications (e.g. Newsletter and new website to be launched shortly).

For those without a smartphone you can still register and receive alerts via email. Once we launch we will provide you with further instructions on how to download the Konnective app and connect to our school.

Get the latest school news straight to your phone!



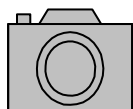
Have a great week!
Robyn Farnell
Principal - TRBPS

School Photos

Wednesday 11th March

School photos (individual/class groupings/family groups/school captains/house captains) will be taken on Wednesday 11th March commencing at 9.00am. School uniform must be worn for all photographs.

Order forms will be distributed via the classroom on Tuesday 4th March and are to be brought to school on photo day, not before. Master School Portraits (MSP) will be the company taking the photographs.



Head Lice –Control A Parent Responsibility

Please read the Department of Health circular about treating and controlling head lice in the newsletter.

Parents may at times be alerted by school staff of students who may have head lice – if you receive such notification please check your child's hair and commence treatment if necessary.

Students can return to school once treatment has commenced.

Parents should be aware that control of head lice is a parent responsibility. Warmer more humid months are particular times when they are prevalent but research indicates that they are always present within the school community.

Preventative measures such as daily brushing, tying hair back etc. are the best procedures to adopt.

DATES TO DIARY 2015

Monday 9th March
Public Holiday - Labour Day

Wednesday 11th March
School Photos (9.00-1.30pm)
Class & Individual

Thursday 12th March
House Sports - Field Events
Years 3-6 (9.00am-2.00pm)
Held at Tucker Rd Primary

Saturday 14th March
Family Picnic & Outdoor Disco

Tuesday 17th March
House Sports - Track Events
Year 3-6 (9.00am –2.00pm)
Duncan McKinnon

Friday 20th March
Student Sausage Sizzle

Wednesday 25th March
Prep Open Morning 9.15-
10.00am

Friday 27th March
Last day of Term One
Dismissal at 2.30pm

School Camp Dates for 2015

Year 6 Camp

Monday 23rd March-Wed 25th March
Camp Marysville



Canteen News



Reminder

Orders are to be written clearly on a lunch bag in blue, black or red ink, any other marker is difficult to read. Please do not sticky tape lunch bags up. A reminder to enclose .10 cents for a bag if an envelope is used.

Canteen Roster

Thursday 26th Feb
Kylie Brkic Natalia Tripp

Tuesday 3th March
Nelle Johnson Zuhra Balic 10.30

Thursday 5th March
Shirley Guan Mandy Griffiths

Tuesday 10th March
Lisa Robinson (10.45) Yovitz Bell

Thursday 12th March
Carmela Shai Golden

Tuesday 17th March
Anna Lake **Help Needed**

Thursday 19th March
Adeline Raymer Natalia Tripp

Tuesday 24th March
Alzira Redfern 11.30 Kerri Collins

Thursday 26th March
Kylie Brkic Dianne Anton

Tuesday 14th April
Kate Wengier

Thursday 16th April
Carmela Shai Golden

Tuesday 21st April
Nelle Johnston

Thursday 23rd April
Adeline Raymer Help Needed

Tuesday 27th April
Alzira Redfern (11.30) Kerri Collins

Thursday 30th April
Kylie Brkic Natalia Tripp

Tuesday 5th May
Nelle Johnston Zuhra Balic (10.30)

Thursday 7th May
Shirley Mandy Griffiths

Tuesday 12th May
Anna Lake

Thursday 14th May
Carmela Natalia Tripp

School Banking

Welcome back to another year of school banking.

We thought we would take the opportunity to tell you a few bits of information about school banking

- It is run each Tuesday by a small group of volunteers.
- It raises much needed funds for the school through commission from the bank.
- We are not bank employees and do not have access to account balances or any personal details.
- We can confirm how many tokens you have and how many times you have banked.
- We will replace your deposit book when you finish it
- If you want to open an account. The quickest way is to pop into your local branch and they will open one for you on the spot and give you a deposit book. If you don't mind waiting we have forms at the office.
- We will endeavour to order your rewards for you and get them back to you usually within 2 weeks of ordering. Sometimes rewards run out and it may take a bit longer.
- We can only deposit one slip per child per day if they come in together we will combine the deposit. Only one token per day.
- Please fill out all the details on your deposit slip including student number.
- Please return 10 tokens every time you order a reward. This way you can keep track of how many you have.

SCHOOL ATTENDANCE

At Tucker Road Primary, we are committed to providing your child with an excellent education.

The building blocks of a great education begin with all students coming to school each and every day.

Regular school attendance is vital and missing school days can have a big impact on a child's future - missing one day a fortnight will miss four full weeks by the end of the year. By year 10 they'll have missed more than a year of school.

There is no safe number of days for missing school - each day a student misses puts them behind, and can affect their educational outcomes.

If for a reason your child must miss school, there are things we can do together to ensure they don't fall behind:

- Speak with your classroom teacher and find out what work your child needs to do to keep up.
- Develop an absence learning plan with your teacher and ensure your child completes the plan.

Remember, every day counts. If your child must miss school, speak to your classroom teacher as early as possible.

From 1st March 2014, there was new laws outlined which will mean that parents can be fined for not sending students to school without an acceptable reason.

If you're having attendance issues with your child, please let your classroom teacher know as we can work together to get your child to school every day.

Personal Goods Brought to School at Owner's Risk

The Department of Education and Early Childhood Development does not hold insurance nor does it accept responsibility for private property brought to school by student, staff and visitors.

This can include mobile phones, I-Pods, bicycles, scooters, skateboards, calculators, toys, sporting equipment and cars parked on school premises.

The Department of Education and Early Childhood Development will generally not pay for any loss or damage to such property.

Students should be discouraged from bringing any unnecessary or particularly valuable items to school.

**F.A.C.E.S
CALENDAR 2015**

TERM 1

- 14 Mar Family Picnic & Outdoor disco
- 20 Mar Student Sausage Sizzle (leave your lunch at home!)

TERM 2

- 18 Apr Prep - 2 Family Fun Night - at "Cros"
- 10 Jun Walkathon
- 28 Jun Student Movie Day (limited space)

TERM 3

- 24 Jul Student Disco (Prep - Grade 5)
- 7 Aug Grade 6 Xtreme Air Trivia Night - Adults Only (limited space)
- 29 Aug Student Sausage Sizzle (leave your lunch at home!)

TERM 4

- 14 Oct School Mini Fete
- 16 - 18 Oct Father Child Getaway (limited space)

Treating and controlling headlice

health

While children are at school many families will have contact with head lice. The information contained here will help you treat and control head lice.

Catching head lice

Head lice have been around for many thousands of years. Anyone can get head lice.

Head lice are small, wingless, blood sucking insects. Their colour varies from whitish-brown to reddish-brown. Head lice only survive on humans. If isolated from the head they die very quickly (usually within 24 hours).

People get head lice from direct hair to hair contact with another person who has head lice. This can happen when people play, cuddle or work closely together.

Head lice do not have wings or jumping legs so they cannot fly or jump from head to head. They can only crawl.

Finding head lice

Many lice do not cause an itch, so you have to **look carefully to find them**.

Head lice are found on the hair itself and move to the scalp to feed. They have six legs which end in a claw and they rarely fall from the head. Louse eggs (also called nits) are laid within 1.5 cm of the scalp and are firmly attached to the hair. They resemble dandruff, but can't be brushed off.

Lice can crawl and hide. The easiest and most effective way to find them is to follow these steps:

- Step 1 Comb any type of hair conditioner on to dry, brushed (detangled) hair. This stuns the lice and makes it difficult for them to grip the hair or crawl around.
- Step 2 Now comb sections of the hair with a fine tooth, head lice comb.
- Step 3 Wipe the conditioner from the comb onto a paper towel or tissue.
- Step 4 Look on the tissue and on the comb for lice and eggs.
- Step 5 Repeat the combing for every part of the head at least four or five times.

If lice or eggs are found, the hair should be treated.

If the person has been treated recently and you only find empty hatched eggs, you may not have to treat, as the empty eggs could be from a previous episode.

Treating head lice

Treating head lice involves removing lice and eggs from the hair. There are two ways you can do this:

1. Buying and using a head lice lotion or shampoo, following the instructions on the product
2. Using the conditioner and comb method (described under 'finding head lice') every second day until there have been no live lice found for ten days.

If you choose to use a head lice product always read and follow the instructions provided with the product carefully. The following points may also be helpful:

- Head lice products must be applied to all parts of the hair and scalp.
- No treatment kills all of the eggs so treatment must involve two applications, seven days apart. The first treatment kills all lice; the second treatment kills the lice that may have hatched from eggs not killed by the first treatment.
- Cover the person's eyes while the treatment is being applied. A towel is a good way to do this.
- If you are using a lotion, apply the product to dry hair.
- If you are using a shampoo, wet the hair, but use the least amount of water possible.
- Apply the treatment near the scalp, using an ordinary comb to cover the hair from root to tip. Repeat this several times until all the hair is covered.

There is no need to treat the whole family - unless they also have head lice.

Concentrate on the head - there is no need to clean the house or the classroom.

Only the pillowcase requires washing - either wash it in hot water (at least 60°C) or dry it using a clothes dryer on the hot or warm setting.

Testing resistance

Head lice products belong in one of the following categories depending on the active compound they contain:

- pyrethrins
- synthetic pyrethroids (permethrin, bioallethrin)
- organophosphates (maldison or malathion)
- herbal with or without natural (non-chemical) pyrethrins.

Insecticide resistance is common, so you should test if lice are dead. If they are, treat again in seven days using the same product. If the lice are not dead, the treatment has not worked and the lice may be resistant to the product and all products containing the same active compound. Wash off the product and treat as soon as possible using a product containing a different active compound. If the insecticide has worked, the lice will be dead within 20 minutes.

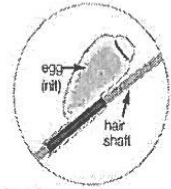
Any head lice product could cause a reaction and should be used with care by women who are pregnant or breastfeeding, children less than 12 months old and people with allergies, asthma or open wounds on the scalp. If you are unsure, please check with your pharmacist or doctor.

Head lice combs

Combs with long, rounded stainless steel teeth positioned very close together have been shown to be the most effective, however, any head lice comb can be used.

Head lice eggs

Head lice eggs are small (the size of a pinhead) and oval. A live egg will 'pop' when squashed between fingernails.



Dead eggs have crumpled sides and hatched eggs look like tiny boiled eggs with their tops cut off.

Regulations

According to the Public Health and Wellbeing Regulations 2009, children with head lice can be readmitted to school or children's service centres after treatment has commenced.

The department recommends a child with head lice can be treated one evening and return to school or children's service centres the next day, even if there are still some eggs present. There is no need to miss school or child care because of head lice.

Preventing head lice

Check your child's head regularly with comb and conditioner. There is no research to prove that chemical or herbal therapies can prevent head lice.

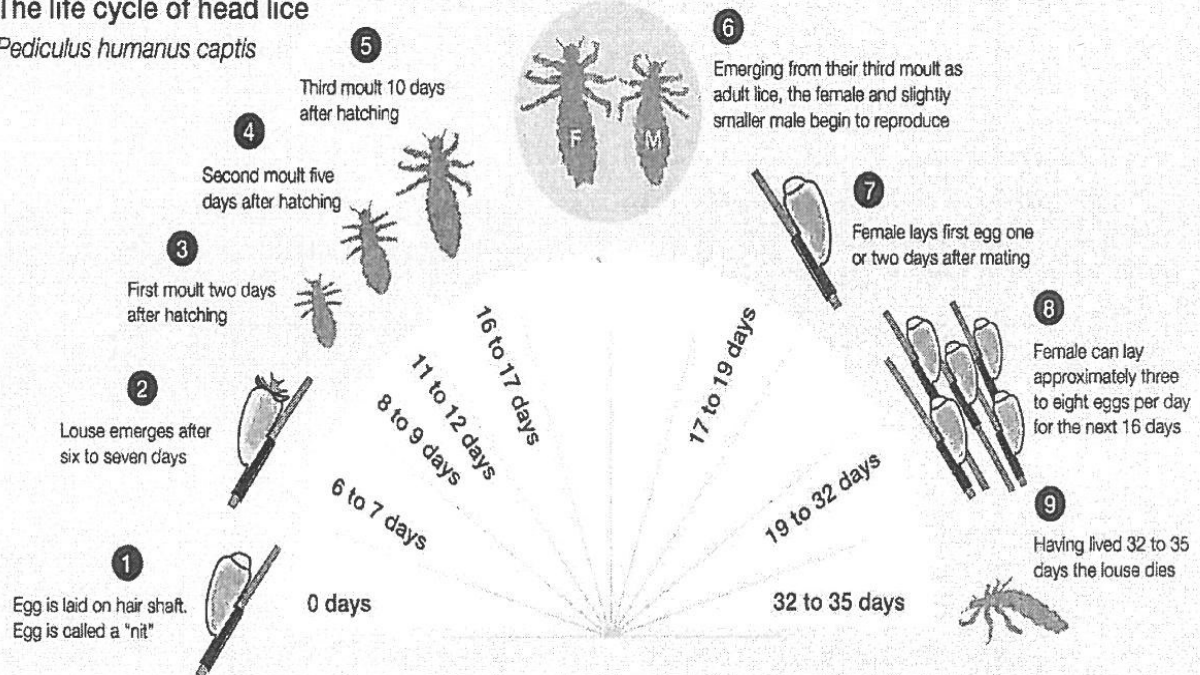
Further information

The following website offers further information:

www.health.vic.gov.au/headlice

The life cycle of head lice

Pediculus humanus capitis



The information in this pamphlet is based on the research conducted and written by Associate Professor Rick Speare and the team of researchers at, School of Public Health and Tropical Medicine, James Cook University.

Cover concept by students from St Patrick's Primary School, West Geelong. Life cycle diagram courtesy of Nitpickers Qld.
© Copyright Department of Health 2010. Authorised by the State Government of Victoria, 50 Lonsdale Street, Melbourne. November 2010. PH468. (1010013)



Bentleigh Auskick

Season Commences: 18 April 2015

Come on Down...Great Coaches, Great Fun!

Award Winning Centre !

**Venue: King George Reserve
East Boundary Road, East Bentleigh
Time: 9.15am til 11.00am**

**Age Groups from Kinder to Grade 4
(must turn 5 during season)**

**We promote Fun, Listening, Learning and Respect so
come and learn to play Aussie Rules in a great environment**

Cost \$85 per child

(Includes 16 weeks of clinics and an AFL Auskick pack)

Register online at www.aflauskick.com.au

**For all enquiries please contact Paul Jemmeson on
0422 004 348**

Bentleigh Secondary College warmly invites you to attend our...

Gifted & Talented Program Year 7, 2016

A select entry program meeting the needs of students with high academic potential. For further information contact Andrew Batchelor or Yvonne Sirianos on 9579 1044 or visit our website.

Critical Dates

Information Evening
Wednesday 25th March, 2015
7:30pm in the Library

Applications close
Friday 8th May, 2015

Selection Test
Saturday 16th May, 2015
9:00am – 12:00pm in the Learning Centre. Cost \$40.00

2015 COLLEGE OPEN NIGHT Tuesday April 28th Commencing 7:00pm

Held in the Performing Arts Centre

For further information about our Open Night or to organise a personal tour of the college, conducted by a member of our Leadership Team, please contact the General Office on 9579 1044 or visit our website — www.bentleighsc.vic.edu.au

Bentleigh
Secondary College



Vivien Street,
East Bentleigh Vic 3165
P 9579 1044

www.bentleighsc.vic.edu.au

'Being the best you can be'



ONLY \$15.50 PER CLASS!

ENROLMENTS OPEN
THROUGHOUT TERM

EXCITING LUNCH TIME DRAMA
AT TUCKER RD BENTLEIGH!!

Junior class (P-Gr2): FRIDAYS in the Music Room: 1.45pm-2.30pm

Senior class (Gr3-Gr4): THURSDAYS in the Hall: 1.45pm-2.30pm

TO ENROL

- Online at www.dramatime.com.au and click "ENROLMENTS"
- Or call Drama Time on 9525 9977

"Enrique's confidence has increased enormously over the last few years thanks to Drama Time."

Parent
Brighton Beach PS

"Eden loves her Drama class. She always comes home on Tuesdays with great stories from the session."

Parent
St Finbar's PS Brighton

For more information please call us on 9525 9977 or head to our website www.dramatime.com.au



"Elise was so excited to tell me about the amazing fun she had, and all the things that she's going to get to do in drama."

Parent
Ormond PS

INSPIRES
CREATIVITY &
CONFIDENCE!

SHUBI CHIKARA KARATE



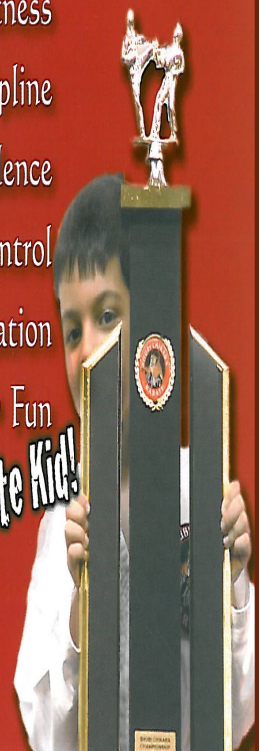
- Self Defence
- Fitness
- Discipline
- Confidence
- Control
- Co-ordination
- Fun


FREE KARATE UNIFORM

1st Lesson Free

Become a Karate Kid!

Mob: 0404 846 166 • Tel: 9625 1100





GREAT FUN

- ★ Outdoor games and sports
- ★ Arts & Crafts
- ★ Playing with friends
- ★ Great Educators
- ★ Food and Cooking
- ★ Indoor Activities



Welcome back to the new school year!

Hi guys!

This week at Rainbow house we are spending our time focusing on our Better Buddies system we have implanted. The Better Buddies program is in partnership with The Alannah and Madeline Foundation and we aim at helping children to form supportive and caring relationships in before and after school care.

The Alannah and Madeline Foundation is a national charity that focusses on keeping children safe from violence and bullying. The Better Buddies program is a prevention program that teaches students the values of caring for others, friendliness, respect, including others and taking responsibility for their actions and reduces bullying to create a positive and inclusive culture.

We have lots of activities planned for this week and they include the children making a friendship banner, lots of cooking, lots of group games and a Lego competition to see who can build the biggest tower.

A reminder to parents if you plan on using the service please ensure you make a booking via your parent portal or call 1300 105 343 during business hours.

For all students at our service who attend before school or after school activities (e.g. Fitness Friday & Music) we have new permission slips that need to be signed at your nearest convince.

We look forward to seeing you soon.

Erin and the team 😊
Camp Australia Tucker Road
95639367

Program Details

To find out more about our program, view fees and to register visit www.campastralia.com.au